

Poultry Production: Solutions to High Temperatures in Large Poultry Sheds

Universidad Tecnológica Nacional – Facultad Regional Paraná

Students of Electromechanical Engineering

- Juan Manuel Palacio
- Matias Lautaro Ballhorst

English II - 2022

This work is an EFL student project. The pictures in this presentation are only used for educational purposes. If there is any copyright conflict, they will be immediately removed.


**The
context**

- Poultry production is developed in rural zones.



**The
cause**

- In these areas, there are periods of the year where temperatures rise.



**The
problem**

- The high temperatures produce stress on poultry and this leads to a decrease in productivity.

What is the best solution? Is it only one?



SDG 2




Zero Hunger



The temperature has severe effects on the production of the birds and, in extreme cases, the chickens may even die.

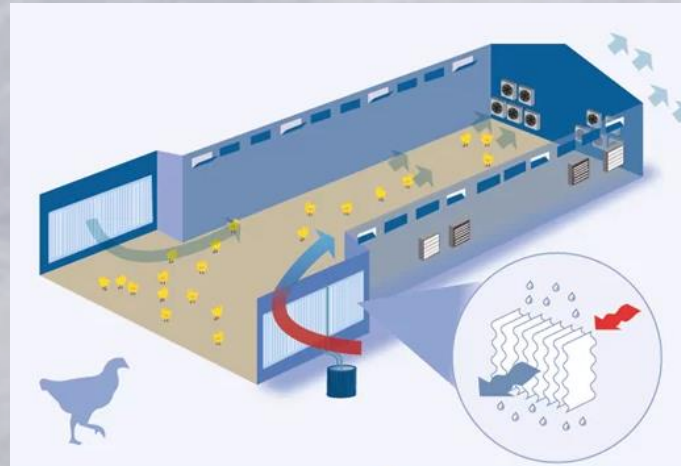
Map of the Presentation

I. Optimum condition for poultry production



II. The solutions

- I. Sprinklers
- II. Extractors and cellulose cells
- III. System with extractors only



III. Solution according to the needs

- I. Little temperature difference
- II. Middle temperature difference
- III. Large temperature difference



Optimal condition for poultry production

Temperature and Humidity → Factor = Humidity% + Temperature [F]

Temperature [F]	Impact
55 – 75	Behavioral change to maintain body temperature
65 – 75	Ideal temperature
75 – 85	Slight reduction in feed consumption
85 – 90	Greater Reduction in food consumption
90 – 95	No food consumption
95 – 100	State of emergency
>100	Mortality risk



Temperature [F]	Humidity [% H2O/air]	Factor	Impact
95	<45	140	Stress
95	50	145	Optimal condition
95	>70	165	Stress

Possible solutions

Objective: to create a comfortable environment in the poultry house

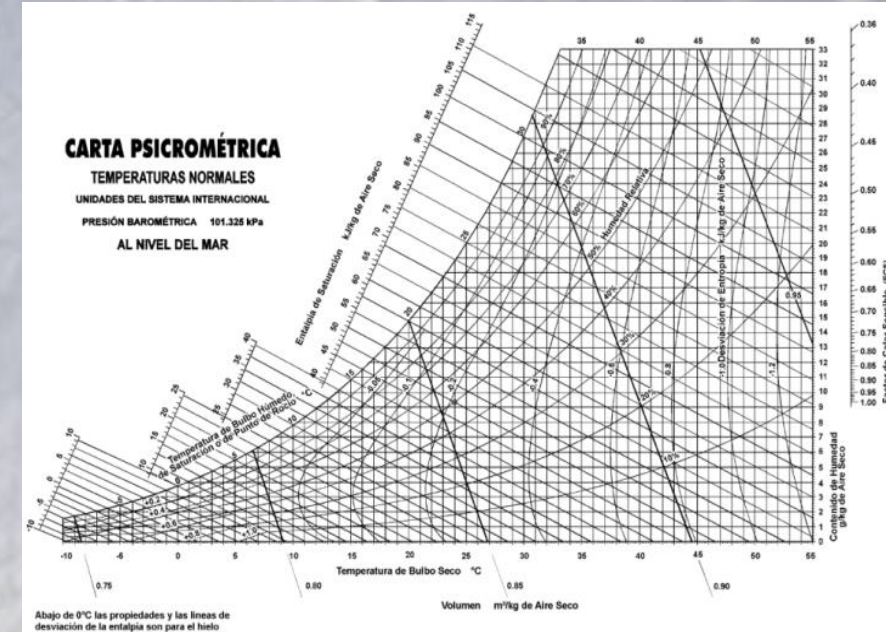
A. Extractors and cellulose cells



Calculations for extractors and cellulose cells

Data to know

- V (volume of the shed): width by length by height [m^3]
- F (flow of air) = V/min [m^3/min]
- $[T_0] \rightarrow$ Maximum temperatura
- $H_0 \rightarrow$ [%] Relative humidity with the maximum temperatura
- $V \rightarrow [m^3]$ Volume of the shed
- $C \rightarrow [m^3/\text{min}]$ Flow of the one extractor
- $F \rightarrow [m^3/\text{min}]$ Flow of air
- $\tilde{V} =$ Volumetric Flow
- $P \rightarrow$ Pressure
- $\dot{m}_w =$ Flow of humidity water
- $\dot{m}_a =$ Dry air mass Flow
- $\omega =$ Humidity specific
- $\phi =$ *Relativ Humidity*
- $\tilde{v} =$ Specific volume



$$\dot{m}_w = \dot{m}_a * (\omega_2 - \omega_1)$$

B. Sprinklers and extractors



Calculations for sprinklers and extractors

Data to know

- Operating time \rightarrow 30[s] to 180[s]
- Air changes \rightarrow 20 times per hour
- $V \rightarrow$ [m³] Volume of the shed
- $C \rightarrow$ [m³/min] Flow of the one extractor
- $F \rightarrow$ [m³/min] Flow of air
- \dot{m}_w = Flow of humidity water
- \dot{m}_a = Dry air mass flow
- ω = Humidity specific

$$\dot{m}_w = \dot{m}_a * (\omega_2 - \omega_1)$$





C. EXTRACTORS ONLY



Calculations for extractors only

Data to know

- $V \rightarrow [m^3]$ Volume of the shed
- $C \rightarrow [V/h]$ Renovation of air
- $R \rightarrow [m^3/h]$ Renovation of air per hour
- $V_e \rightarrow [m/h]$ Airspeed in worst condition
- $I \rightarrow [m^2]$ Air inlet opening
- $Q \rightarrow [m^3/h]$ Fan air flow
- $C_v \rightarrow$ Number of fans
- $C_i \rightarrow [m^3/h]$ Openings minimum flow

✓ $R = V * C [m^3/h]$

✓ $C_i = V_e * I [m^3/h]$

✓ $C_v = R/Q$



The background is a dark, textured grey. It features several glowing lightbulb icons of varying sizes, some with dotted lines trailing behind them, suggesting movement or a sequence of ideas. In the bottom right corner, a man in a dark suit, white shirt, and blue tie is shown in profile, looking down and resting his chin on his hand, appearing to be in deep thought. A vertical white line is positioned to the left of the main text.

SOLUTIONS
ACCORDING TO THE
NEEDS OF THE
POULTRY

For little difference in temperature and low percentages of humidity

Use of extractors only  It reduces the thermal sensation.

For average temperature difference and intermediate humidity percentages

Use of splinkers and extractors  It reduces the temperature.

For large temperature difference and large percentages of humidity

Use of extractors and cellulose cells  It creates a comfortable environment.





CONCLUSION

- Hot temperature → Decreased poultry production
- Solution
 - Extractors and cellulose cells
 - Sprinklers and extractors
 - Extractors only

THANKS FOR
YOUR
ATTENTION



REFERENCIAS

- [1] Silos Cordoba Source. "Naves avícolas" Silos Cordoba. Available: <https://silospain.com/es/proyectos/naves/nave-avicola-ejea-de-los-caballeros-espana/> (accessed June 8, 2022)
- [2] M.G. Gicheha. "The Effects of Heat Stress on Production, Reproduction, Health in Chicken and Its Dietary Amelioration." Intech Open. <https://www.intechopen.com/chapters/76155#B3> (accessed July 5, 2022)
- [3] E. Ferreira. "Riego avícola" Campagnoni. <https://www.campagnoni.com.ar/> (accessed July 5, 2022)
- [4] A. Corey. "Hot Weather Management of Poultry". Penn State Extension <https://extension.psu.edu/hot-weather-management-of-poultry>
- [5] Dr. R. Singh "How to control humidity in poultry houses." Pashudhan Praharee <https://www.pashudhanpraharee.com/how-to-control-humidity-in-poultry-houses-layers-broilers/#:~:text=The%20ideal%20relative%20humidity%20for%20poultry%20is%2060-80%25.,constantly%20monitor%20relative%20humidity%20levels%20for%20maximum%20affect> (accessed July 24, 2022)
- [6] K. Fitzgerald. "Early human impact on the global atmosphere." Infocampo <https://www.infocampo.com.ar/como-manejar-el-estres-por-calor-en-gallinas-ponedoras-comerciales/> (accessed September 15, 2022)
- [7] The poultry site "Cooling chickens with sprinklers has multiple benefit." The Poultry site. <https://www.thepoultrysite.com/news/2019/06/cooling-chickens-with-sprinklers-has-multiple-benefits> (accessed October 3, 2022)
- [8] F. "Clima perfecto para granjas agrícolas." Aves de Corral. <https://francosrl.com/es/ganaderia/aves-de-corral/> (accessed October 3, 2022)
- [9] S&P. "Ventilación ambiental" S & P Sistemas de Ventilación SLU. <https://www.solerpalau.com/es-es/hojas-tecnicas-ventilacion-ambiental-iii/> (accessed October 3, 2022)
- [10] "Higiene y seguridad en el trabajo." Argentina.gob.ar. <https://www.argentina.gob.ar/normativa/nacional/decreto-351-1979-32030> (accessed October 14, 2022)
- [11] Y.A. Cengel "Termodinámica." Academia.edu https://www.academia.edu/45122402/Termodin%C3%A1mica_YUNUS_A_%C3%87ENGEL_Novena_edici%C3%B3n_Mc_Graw_Hill (accessed November 3, 2022)
- [12] J. W. Worley "Cooling Systems for Georgia Dairy Cattle". University of Georgia Extension. <https://extension.uga.edu/publications/detail.html?number=B1172&title=Cooling%20Systems%20for%20Georgia%20Dairy%20Cattle#Air%20Movement> (accessed November 3, 2022)
- [13] Sinninger. "Instalación del nebulizador fogger." Sinninger. <https://agroriegosdelacosta.com/pdf/nebulizadores-fogger.pdf> (accessed November 3, 2022)

Poultry Production: Solutions to High Temperatures in Large Poultry Sheds

Universidad Tecnológica Nacional – Facultad Regional Paraná

Students of Electromechanical Engineering

- Juan Manuel Palacio
- Matias Lautaro Ballhorst

English II - 2022

This work is an EFL student project. The pictures in this presentation are only used for educational purposes. If there is any copyright conflict, they will be immediately removed.